



District Report Card: 2017


State: Himachal Pradesh	District: Sirmaur
Class: 3	Subject: Mathematics
Schools: 61	Students: 772


Participation/Coverage


Students

<div>GENDER</div> <div></div>	Boys				Girls			
	Number		%		Number		%	
	396		51.30		376		48.70	

<div>AREA</div> <div></div>	Rural				Urban			
	Number		%		Number		%	
	687		88.99		85		11.01	

<div>CATEGORY</div> <div></div>	SC		ST		OBC		GEN	
	Number	%	Number	%	Number	%	Number	%
	319	41.32	22	2.85	133	17.23	298	38.60

<div>CWSN</div> <div></div>	LD	VI	HI	S&LD	ID	Oth
	0	0	0	4	2	3

<div>Management</div> <div></div>	Government			Government-aided		
	Number		%	Number		%
	772		100.00	0		0.00

Average Performance of Students in Mathematics (%)

Overall	Gender		Area		Management		Social Group			
	Male	Female	Rural	Urban	Govt.	Aided	SC	ST	OBC	GEN
41.10	40.57	41.65	42.55	29.33	41.10	0.00	39.48	25.15	43.66	42.86

Performance on Learning Outcomes (LOs)

Learning Outcomes	Description	Average Performance(%)
M301	Reads and writes numbers up to 999 using place value	35.66
M302	Compares numbers up to 999 based on their place values	55.31
M303	Solves simple daily life problems using addition and subtraction of three digit numbers with and without regrouping	37.05
M304	Constructs and uses the multiplication facts (up till 10) in daily life situations	38.92
M305	Analyses and applies an appropriate number operation in the situation/ context	38.99
M306	Explains the meaning of division facts by equal grouping/sharing and finds it by repeated subtraction	36.79
M309	Identifies and makes 2D-shapes by paper folding, paper cutting on the dot grid, using straight lines etc.	52.26
M311	Fills a given region leaving no gaps using a tile of a given shape	26.14
M312	Estimates and measures length and distance using standard units like centimeters or meters & identifies relationships	34.39
M317	Reads the time correctly to the hour using a clock/watch	52.59
M318	Extends patterns in simple shapes and numbers	34.49
M319	Records data using tally marks, represents pictorially and draws conclusions	49.22

Range of Performance of Students who Answered Correctly							
Below 30%		30% - 50%		50% - 75%		Above 75%	
Number	%	Number	%	Number	%	Number	%
283	36.66	185	23.96	197	25.52	107	13.86

Lowest Performing Learning Outcomes (LOs)

- 1 - Fills a given region leaving no gaps using a tile of a given shape (26.14)
- 2 - Estimates and measures length and distance using standard units like centimeters or meters & identifies relationships (34.39)
- 3 - Extends patterns in simple shapes and numbers (34.49)
- 4 - Reads and writes numbers up to 999 using place value (35.66)
- 5 - Explains the meaning of division facts by equal grouping/sharing and finds it by repeated subtraction (36.79)